






## Combination Wallplates, 2-Gang

Description	Color	Thermoplastic		Material	Metal Catalog Number
		Standard	Mid-Size		
2-Gang, 1-Blank, 1-Duplex Box Mount 	Gray	<b>P138GY</b>	—	Aluminum	①
	Ivory	<b>P138I</b>	—	Brass	①
	Light Almond	<b>P138LA</b>	—	Brass Plated	①
	White	<b>P138W</b>	—	Chrome	①
				S/S 302/304	<b>SS138</b>
2-Gang, 1-Blank, 1-Duplex Strap Mount 				Aluminum	①
				Brass	①
				Brass Plated	①
				Chrome	①
				S/S 302/304	<b>SS148</b>

## Combination Wallplates, 3-Gang

Description	Color	Thermoplastic		Material	Metal Catalog Number
		Standard	Mid-Size		
3-Gang, 2-Toggle, 1-Duplex 	Brown	<b>P28</b>	—	Aluminum	①
	Gray	<b>P28GY</b>	—	Brass	①
	Ivory	<b>P28I</b>	<b>PJ28I</b>	Brass Plated	①
	Light Almond	<b>P28LA</b>	<b>PJ28LA</b>	Chrome	①
	White	<b>P28W</b>	<b>PJ28W</b>	S/S 302/304	①
3-Gang, 2-Toggle, 1-Decorator 	Black	<b>P226BK</b>	—	Aluminum	①
	Brown	<b>P226</b>	—	Brass	①
	Gray	<b>P226GY</b>	—	Brass Plated	①
	Ivory	<b>P226I</b>	<b>PJ226I</b>	Chrome	①
	Light Almond	<b>P226LA</b>	<b>PJ226LA</b>	S/S 302/304	<b>SS226</b>
	White	<b>P226W</b>	<b>PJ226W</b>		
3-Gang, 1-Toggle, 2-Decorator 	Ivory	<b>P1262I</b>	—	Aluminum	①
	Light Almond	<b>P1262LA</b>	—	Brass	①
	White	<b>P1262W</b>	—	Brass Plated	①
				Chrome	①
				S/S 302/304	①

Note: Thermoplastic wallplates feature pre-inserted captive screws for faster assembly in single gang configurations.

①Available as a custom wallplate, see pages O-32 to O-34. Consult custom wallplates section for additional openings and combinations.